


Blinky's Family Challenge

I show love to everyone ... *when I listen to what they need!*



Listening for Needs

We can show love to everyone by giving them what they need. But how are we going to find out what they need? It's easy! Ask them what they need, and listen when they answer you.

Directions

1. Ask your family, "How can you find out what someone needs?" Help them know one way is to ask them what they need, and listen to their answer.
2. Help your kid ask, "What do you need?"
3. Answer your kid with a need. You can use the **Need List** for ideas.
4. Give your child time to go get what you need or help you with what you need.
5. Repeat a few times, then switch roles.

Need List

I need ...

- some shoes.
- a hug.
- a snack.
- a prayer.
- a Bible verse.
- a toy.
- help getting up.
- help picking up.

Review Time!

Say With Me *Ages 2-3*

1. *Say Together:* **Love everyone!**
2. *Say Together:* **What do you need?**

Q&A *Ages 4-Kindergarten*

1. **When we ask someone what they need, what should we do?** *Listen to them and give them what they need.*
2. **What can you do if you don't have what they need?** *Pray for them.*



Lead your family through the Bible Plan *It Is Finished* on the YouVersion Bible App.
www.bible.com




life.church/kids


It Is Finished!

The cross

Week Four



Tell your family what's in my Adventure Bag!



Emily




Interact with God's Word through the Bible App for Kids, activities, videos, coloring sheets, parent resources, and more!
www.BibleAppForKids.com




Follow LifeKids to sing along with this month's song, *Love Like Jesus*. www.life.church/kidsmusic

Shine



Question:
Hey friends!
**How do I love
like Jesus?**

Emily



Answer: Say it
with me! **I show love
to everyone!**

Say the Bible verse with me!



The cross, the birds, and the blanket help me remember to show love to everyone!

Put a sticker on each Picture Pass.

